

About Launca

Launca is a leading provider of innovative technical solutions in digital dentistry.

Founded in 2013, Launca is headquartered in Songshan Lake, Dongguan(China), with an additional operational office in Shenzhen (China). Launca has been focusing on intraoral scanning system development based on its proprietary 3D imaging technology. We have successfully launched a series of intraoral scanners to the global market including DL-100 in 2016, DL-150 in 2018, DL-202 in 2019, and DL-206 in 2020.

Currently, Launca has supplied our intraoral scanners in over 50 countries. We are proud to be a preferred global partner for dental practices, dental laboratories and authorized distributors. Our vision is to continuously create advanced intraoral scanning solutions to increase the efficiency, quality and patient comfort of the dental services around the world.



DL-206 INTRAORAL SCANNER

Guangdong Launca Medical Device Technology Co.,Ltd

📍 **Headquarter:** Room 901-908 and 914-916, Building 5, No.1 Yanfa Road, Songshan Lake Park, Dongguan, Guangdong, 523808, China

☎ **Tel:** +86-0769-22235086 📠 **Fax:** +86-0769-22235089

📍 **Shenzhen Office:** 907/908 Block B, Building 7, Shenzhen Bay Science and Technology Ecological Park, Nanshan District, Shenzhen, China

☎ **Tel:** +86-0755-82280012 ✉ **Email:** efax@launcamedical.com 🌐 **Website:** www.launcadental.com



Follow Us

► Introduction

Faster. Lighter. Better.

As the latest member of Launca DL-200 series, DL-206 is by far the lightest, smallest, but also the most powerful powder-free intraoral scanner we've ever made, it delivers superior dentist/patient satisfaction with enhanced scan accuracy, ease of scan and intelligent functionality. DL-206 intraoral scanner provides you with not only the easier entrance to digital dental treatment workflow but also open data connection to CAD/CAM platforms.

Embrace the future of digital dentistry and make the switch, starting now.



► Features



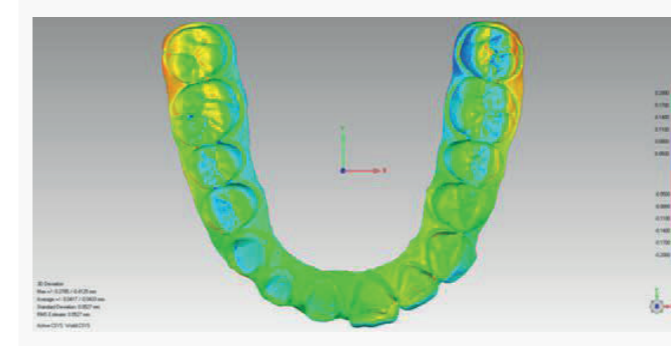
► Flexible solution crafted for your practice

You can choose gaming notebook, gaming desktop computer or Launca unique acquisition unit to be suitable to your usage scenario.



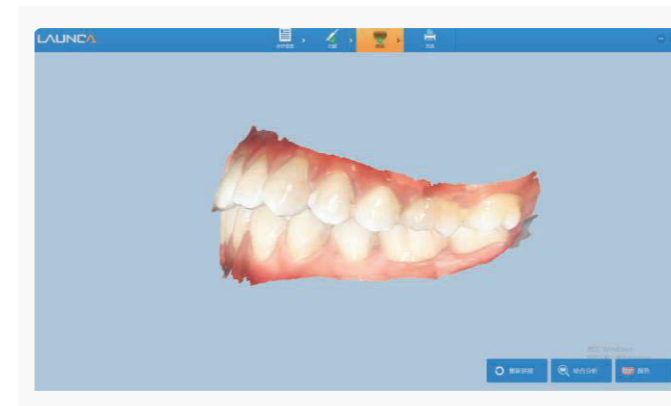
► Specification

CATEGORY	DESCRIPTION
Dimension	270*45*37mm
Weight	250g
One Full Arch Scan Time	1 minute
Full jaw accuracy- Global accuracy	60um
Full jaw accuracy- Local accuracy	10um
Scan Depth	20mm
Intended Use	Optical impression system for CAD/CAM fabrication of dental restorations, implants and abutments, and orthodontic appliances



Absolute Accuracy

Full jaw accuracy- Global accuracy: 60um
 Full jaw accuracy- Local accuracy: 10um
 For the trueness measurement with a standard gypsum cast, the digital datasets obtained from DL-206 were superimposed (best-fit algorithm of software-Geomagic) to the reference datasets and 3D comparisons were performed (n=3/ intraoral scanner).



Vivid Color Visualization

A specialized RGB camera gives you photorealistic color visualization experience. By combining its color information with the rich detail and sharpness of the HD 3D camera, DL-206 can simultaneously capture 3D images in color with highly accurate 3D scanning.

► Highlights



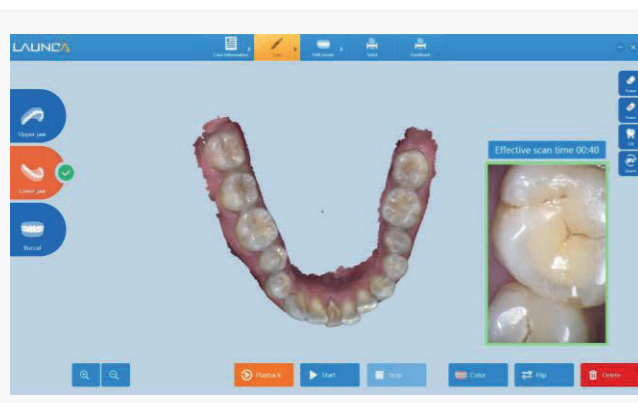
Small Scanner

DL-206 has made the scanner smaller than ever to provide a more comfortable access to patient's mouth, without compromising on the scan efficiency.



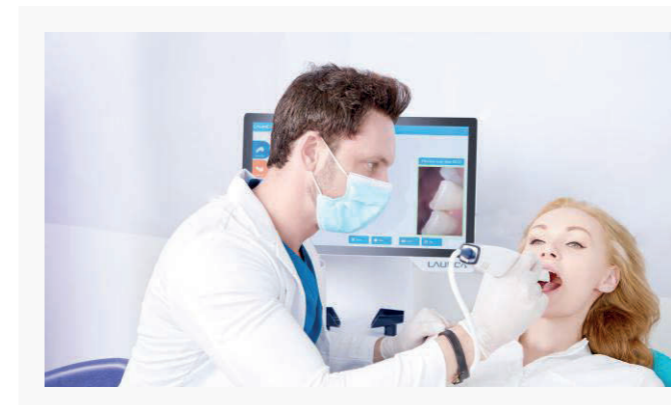
High Resolution Image

To provide better scanning results and clearer teeth structure information for dentist and technician, DL-206 has developed new generation dual camera design that delivers complete 3D structure of everything in its field of view, even the steep angles, hard-to-access areas.



High-Speed Scanning

DL-206 is capable of finishing an one-arch scan quickly within 1 minute, saving both time and energy for dentists and patients.



20mm Scan Depth

Higher scan depth enables perfect sharpness and outstanding precision for deeper-lying indications.